

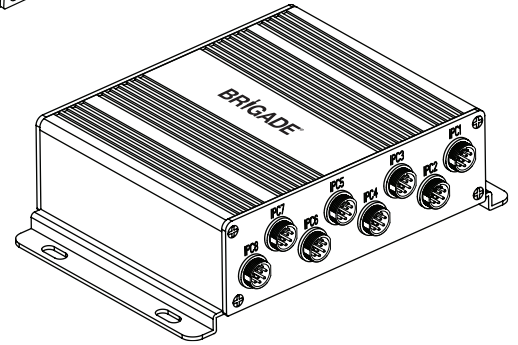
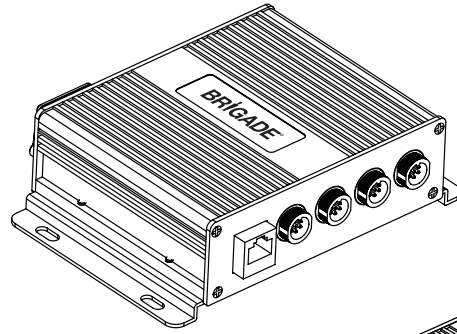


**IP-EM4 and IP-EM8**

SHOCK RATING:	150G
VIBRATION RATING:	2.3G
PON SWITCH IP RATING:	IP30
OPERATING TEMPERATURE:	-40° to +70°C
STORAGE TEMPERATURE:	-40° to +85°C
APPROVED STANDARDS	CE - (Directive: 2014/30/EU EN 55032:2012+AC:2013 / EN 55024:2010+A1:2015) FCC (47 CFR Part 15 Subpart B) Industry Canada (ICES-003) RoHS2. WEEE
OPERATING VOLTAGE:	12V dc / 24V dc
POWER CONSUMPTION:	≤3 Watts (PON switch only)
OUTPUT VOLTAGE (PER CHANNEL):	12V dc Nominal
OUTPUT POWER (PER CHANNEL):	7W Max.
HOUSING MATERIAL:	Aluminium / Steel / PC
FINISH:	Black

# PON Switches

## Quick installation Guide



**IP-EM4**

VIDEO INPUTS:	4 x IP Cameras
LAN Port:	1 x 10/100M
ASSEMBLED WEIGHT:	950 Grams
OVERALL DIMENSIONS: (WxHxD)	149mm x 43.5mm x 127mm
FUSE:	7.5A

**IP-EM8**

VIDEO INPUTS:	8 x IP Cameras
LAN Port:	1 x 1000M
ASSEMBLED WEIGHT:	1142 Grams
OVERALL DIMENSIONS: (WxHxD)	174mm x 54mm x 129.5mm
FUSE:	15A

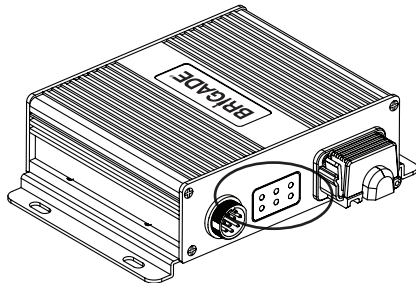
The PON Switch allows you to connect more than one IP camera to an MDR.

(Refer to MDR installation guide for MDR fuses)

Part Number 6015

IP-EM4/8-IG

### 4-PORT AND 8-PORT PON SWITCHES



**IP-EM4**

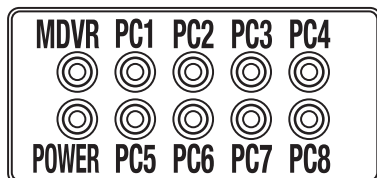
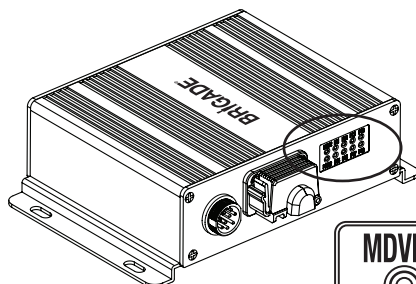
- Expands the capability of the MDR-504 adding up to 2 channels and the MDR-508 adding up to 4 channels by enabling the use of IP cameras
- VBV Type Female Connector (6-pin)
- Status LED Indicators for power, video inputs and MDR connectivity

Package Contents:

- 1 x IP-EM4-SW - 4-Port Switch
- 1 x IP-EM-PC - Power Cable
- 1 x IP-EC-1 - Ethernet Cable - 1 meter
- 1 x IP-EM4/8-IG - Installation Guide

Optional Ancillaries:

- IP-EC-5 - Ethernet Cable - 5 meter



**LED Status Indicator**

POWER / PWR

IPC1 ~ IPC8 IP

MDVR

**Description**

Red LED

Green LED

Slow Flash: IP camera is connecting to MDR.  
Fast flash: IP camera is communicating with MDR.  
OFF: IP camera is not connected.  
ON: IP camera is connected but no communication with MDR.

Green LED

Slow Flash: Data connection is being established.  
Fast flash: IP camera is communicating with MDR.  
OFF: MDR is not connected.  
ON: MDR is connected but no data transmission.

**IP-EM8**

- Expands the capability of the MDR-508 adding up to 8 channels by enabling the use of IP cameras
- VBV Type Female Connector (6-pin)
- Status LED Indicators for power, video inputs and MDR connectivity

Package Contents:

- 1 x IP-EM8-SW - 8-Port Switch
- 1 x IP-EM-PC - Power Cable
- 1 x IP-EC-1 - Ethernet Cable - 1 meter
- 1 x IP-EM4/8-IG - Installation Guide

Optional Ancillaries:

- IP-EC-5 - Ethernet Cable - 5 meter